



6.0L DIT Power Stroke Diesel Engine Fuel Filter Change Guide

For 2003.5 MY and later F-250 through F-550 and
Excursion with the 6.0L DIT Power Stroke Diesel Engine


Primary Fuel Filter Location under driver's side frame



1. With a basin positioned below the fuel/water drain plug, remove fuel/water drain plug and drain until fuel stops.


Note: Dispose of fuel properly.

Use a 6mm allen wrench to loosen plug



2. Remove fuel end cap.

Use a 36mm socket



3. Remove primary fuel filter and O-ring from the end cap.




- 4a. Replace the primary fuel filter (large size filter in kit) by snapping a new filter element into the fuel filter end cap.




- 4b. Slide a new O-ring (provided) into position above the fuel filter end cap threads.

5. Screw the fuel end cap, with new filter and O-ring, back into housing. Torque to 25 Nm (19 lbs./ft.).




6. Re-attach the water and fuel drain plug. This completes the primary fuel filter change.

Warning:
Do not overtighten.
Do not cross-thread!



Secondary Fuel Filter Location



1. Remove fuel end cap.
Use a 24mm socket or 1/2 inch square drive



2. Remove fuel filter and O-ring.
Caution: Fuel filter housing is filled with fuel.




3. Remove excess fuel from housing with turkey baster.
Note: Dispose of materials properly.



4. Insert new secondary fuel filter (small filter in kit) into fuel filter housing (see picture).

Slide a new fuel cap O-ring into position just above fuel end cap threads.



5. Re-attach fuel end cap with new O-ring (provided) back onto the filter housing. Torque end cap to 14 Nm using a 24mm socket or 1/2 inch square drive.
Warning: Tightening beyond torque specs will crack reusable oil filter cap.
6. Key vehicle On (**BUT DO NOT START ENGINE**) three times for 30 seconds. This will charge fuel system and move fuel through the pump, the final step in fuel filter change.

Tools and Materials:

- Socket wrench (36mm socket) for fuel filter cap
- 6mm allen wrench for drain plug
- 24mm socket or 1/2 square drive
- 1 Motorcraft 6.0L diesel engine fuel filter with Motorcraft O-ring (FD-4604)
- Oil resistant gloves
- Paper towels
- Large collecting basin
- Turkey baster

